

Park Row



Ryedale Way, Selby, YO8 9BP

Offers Over £180,000



****NO ONWARD CHAIN** OWNED SOLAR PANELS ** Fully refurbished, this semi-detached home briefly comprises: Lounge and Kitchen. To the First Floor: Two Bedrooms, and Bathroom. Externally the front benefits from off street parking and to the rear an enclosed lawned garden. VIEWING IS ESSENTIAL TO FULLY APPRECIATE THE POSITION OF PROPERTY ON OFFER. RING US 7 DAYS TO BOOK A VIEWING. 'WE TAKE CALLS UNTIL 8PM MONDAY TO THURSDAY, 5.30 FRIDAYS, 5.00 SATURDAYS AND 11.00 - 3.00 SUNDAYS'.**











PROPERTY OVERVIEW

This semi-detached home on Ryedale Way offers comfortable living in a popular and convenient location. The property is close to the town centre, local schools, and a range of everyday amenities.

The fully refurbished home includes a welcoming lounge and a practical kitchen, while the first floor features two bedrooms and a bathroom. Outside, the home benefits from off-street parking and a lawned rear garden with a woodchipped play or seating area, providing a versatile outdoor space.

A key highlight of this property is the fully owned solar panels, neither leased or government granted. The new owner will enjoy the full benefits of the electricity generated, including the financial savings and returns the solar panels provide.

A well-located property ideal for first-time buyers, small families, or investors.

GROUND FLOOR ACCOMMODATION

Lounge

13'9" x 12'5" (4.21m x 3.81m)

Kitchen

13'0" x 7'10" (3.98m x 2.40m)

FIRST FLOOR ACCOMMODATION

Bedroom One

12'5" x 12'7" (3.81m x 3.86m)

Bedroom Two

9'5" x 6'7" (2.88m x 2.03m)

Bathroom

6'3" x 5'4" (1.93m x 1.64m)

EXTERIOR

Front

To the front is a lawned area, paved walkway to the front door and off street parking.

Rear

To the rear is a woodchipped area, lawned garden with a paved walkway to the side door.

DIRECTIONS

Travel out of Selby along the A19 Gowthorpe, at the Doncaster/Leeds Road crossroads bear left onto Doncaster Road. After the railway crossing turn left onto Westbourne Road. Take your 7th left onto Ryedale Way where the property can clearly be identified by our Park Row Properties 'For Sale' board.

TENURE, LOCAL AUTHORITY AND TAX BANDING

Tenure: Freehold

Local Authority: North Yorkshire County Council

Tax Banding: A

Please note: The Tenure, Local Authority and Tax Banding for the property have been advised by the Vendor or obtained from online sources. We strive to ensure these details are accurate and reliable, however, we advise any potential buyer to carry out their own enquiries before proceeding.

UTILITIES, BROADBAND AND MOBILE COVERAGE

Electricity: Mains

Heating: Gas Mains

Sewerage: Mains

Water: Mains

Broadband: Ultrafast

Mobile: 5G

Please note: The Utilities, Broadband and Mobile Coverage for the property have been advised by the Vendor or obtained from online sources. We strive to ensure these details are accurate and reliable, however, we advise any potential buyer to carry out their own enquiries before proceeding.

HEATING AND APPLIANCES

The heating system and any appliances (including Burglar Alarms where fitted) mentioned in this brochure have not been tested by Park Row Properties. If you are interested in purchasing the property we advise that you have all services and appliances tested before entering a legal commitment to purchase.

MEASUREMENTS

These approximate room sizes are only intended as general guidance. You must verify the dimensions carefully before ordering carpets or any built-in furniture.

VIEWINGS


Strictly by appointment with the sole agents.

If there is any point of particular importance to you we will be pleased to provide additional information or to make any further enquiries. We will also confirm that the property remains available. This is particularly important if you are travelling some distance to view the property.

MAKING AN OFFER

In order to comply with the Estate Agents (Undesirable Practices) Order 1991, Park Row Properties are required to verify "the status of any prospective purchaser... This includes the financial standing of that purchaser and his ability to exchange contracts". To allow us to comply with this order and before recommending acceptance of any offers, and subsequently making the property 'SOLD' each prospective purchaser will be required to demonstrate to 'Park Row Properties' that they are financially able to proceed with the purchase of the property.

We provide truly Independent Mortgage Advice. Unlike many companies we are not tied, and more importantly not



targeted to any Lender. We have instant on-line access to over 1000 mortgage deals provided by over 100 Lenders ensuring we are unbeatable when identifying and recommending your new mortgage or re-mortgage requirements.

Your home is at risk if you do not keep up repayments on a mortgage or other loan secured on it. Written quotations available on request. Life assurance is usually required. To arrange a no obligation appointment please contact your local office.

OPENING HOURS

CALLS ANSWERED :

Mon, Tues, Wed & Thurs - 9.00am to 8.00pm

Friday - 9.00am to 5.30pm

Saturday - 9.00am to 5.00pm

Sunday - 11.00am to 3.00pm

TO CHECK OFFICE OPENING HOURS PLEASE CONTACT THE RELEVANT BRANCHES ON:


SELBY - 01757 241124

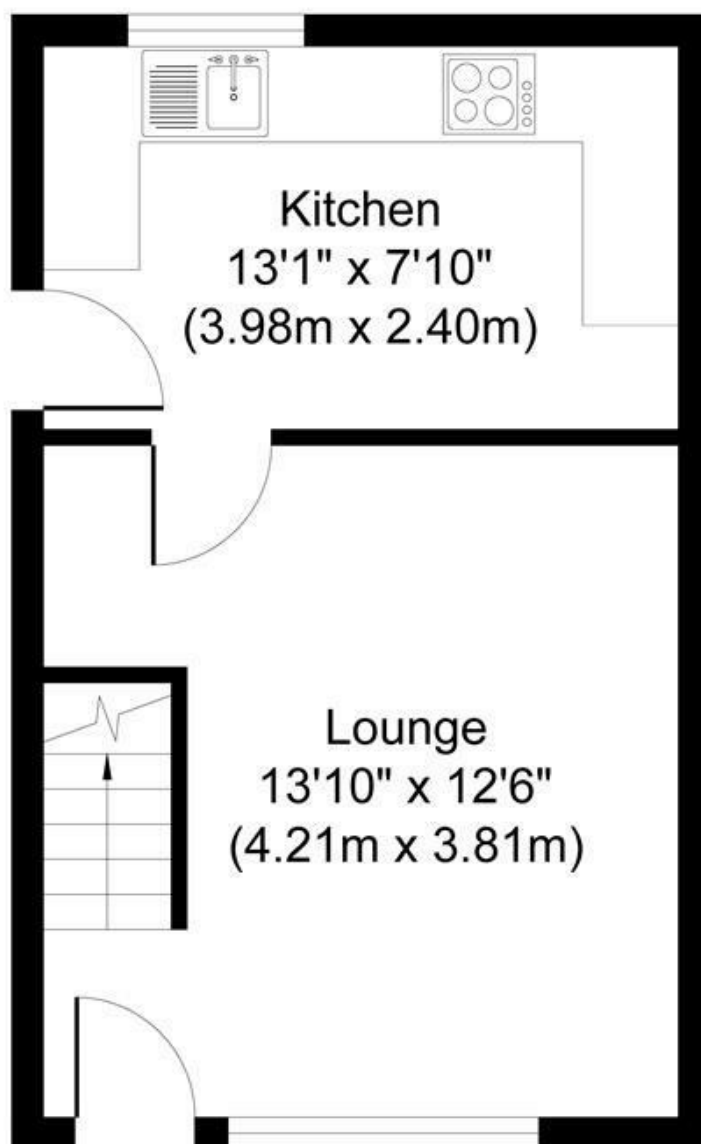
GOOLE - 01405 761199

SHERBURN IN ELMET - 01977 681122

PONTEFRACT - 01977 791133

CASTLEFORD - 01977 558480

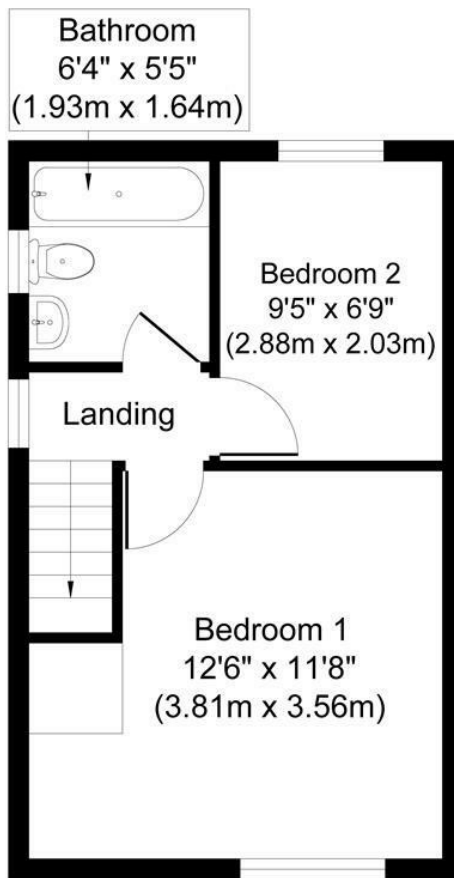




Ground Floor
Approximate Floor Area
287 sq. ft
(26.70 sq. m)

Whilst every attempt has been made to ensure the accuracy of the floor plan contained here, measurements of doors, windows, rooms and any other items are approximate and no responsibility is taken for any error, omission, or mis-statement. The measurements should not be relied upon for valuation, transaction and/or funding purposes. This plan is for illustrative purposes only and should be used as such by any prospective purchaser or tenant. The services, systems and appliances shown have not been tested and no guarantee as to their operability or efficiency can be given.

Copyright V360 Ltd 2025 | www.houseviz.com



First Floor
Approximate Floor Area
287 sq. ft
(26.70 sq. m)

Whilst every attempt has been made to ensure the accuracy of the floor plan contained here, measurements of doors, windows, rooms and any other items are approximate and no responsibility is taken for any error, omission, or mis-statement. The measurements should not be relied upon for valuation, transaction and/or funding purposes. This plan is for illustrative purposes only and should be used as such by any prospective purchaser or tenant. The services, systems and appliances shown have not been tested and no guarantee as to their operability or efficiency can be given.
 Copyright V360 Ltd 2025 | www.houseviz.com

T 01757 241124
W www.parkrow.co.uk

14 Finkle Street, Selby, North Yorkshire, YO8 4DS
 selby@parkrow.co.uk

Energy Efficiency Rating		Current	Potential	Environmental Impact (CO ₂) Rating		Current	Potential
Very energy efficient - lower running costs				Very environmentally friendly - lower CO ₂ emissions			
92-100	A			02-10	A		
81-91	B			11-20	B		
69-80	C			21-30	C		
55-68	D			31-40	D		
43-54	E			41-50	E		
31-42	F			51-60	F		
13-30	G			61-70	G		
All energy efficient - higher running costs				All environmentally friendly - higher CO ₂ emissions			
England & Wales		EU Directive 2002/91/EC		England & Wales		EU Directive 2002/91/EC	